



Powersine

professional DC to AC true sine wave inverter

Description | The PS2000-12 up to PS3500-48 professional DC to AC true sine wave inverters, offer superior performance for a wide range of applications. Unlike many other inverters, the very clean and interference free output of a Powersine inverter ensures correct operation of sensitive equipment like displays, test equipment and battery chargers.

The very robust electronic and mechanical design, make the Powersine inverter series the best choice for reliability. Designed for an extremely long lifespan and protected against short circuits, overloading and high temperatures, a Powersine inverter will deliver trouble free operation for many years.

The newest available technology results in extremely efficient operation with very low 'no-load' consumption. The Automatic Standby Function (ASB), standard in all Powersine inverters, will even reduce the no-load consumption by an extra 70%!

All Powersine inverters are easy to install and operate. Due to smart connection bay mapping of AC, DC and control connectors, all wiring can be installed in a fast and logical way.

Features

- True sine wave AC output
- Robust industrial design
- High surge power output
- Very efficient
- Protected against high/low battery voltage, high temperature, overload, short circuit and high ripple voltage
- Programmable Automatic Standby function to reduce no-load power consumption
- Variable speed fan for silent operation
- Remote on/off capability
- 16A programmable alarm relay
- Remote control capability via TBSLink
- Easy to access connection bay for installing AC-, DC and control wiring
- Trigger input
- CE certified
- 24 month warranty

Applications

- Recreational vehicles
- Marine applications
- Solar power systems
- Industrial systems
- Mobile entertainment systems
- Service vehicles
- Remote homes

Accessories

- Universal Remote Control with LCD¹⁾
- Basic Remote Control with LEDs²⁾
- DC cable kits
- TBSLink communication kit including software



Technical specifications

Parameter	PS2000-12 (art. no. 5008100)	PS2500-24 (art. no. 5008120)	PS3000-12 (art. no. 5008300)	PS3500-24 (art. no. 5008320)	PS3500-48 (art. no. 5008360)	
Output power ¹⁾	Pnom	1800W	2000W	2600W	2800W	2800W
	P10minutes	2100W	2500W	3200W	3800W	3800W
	Psurge	4000W	5500W	5000W	6500W	6500W
Output voltage	230Vac ± 2%					
Output frequency	50Hz or 60Hz ± 0.05%					
Output waveform	True sinewave (THD < 5% ¹⁾ @ Pnom)					
Allowed cos φ of load	0.2 – 1 (up to Pnom)					
Input voltage (±3% tolerance) : Nominal	12Vdc	24Vdc	12Vdc	24Vdc	48Vdc	
	Range	10.0 ²⁾ – 16.5Vdc	20.0 ²⁾ – 33.0Vdc	10.0 ²⁾ – 16.5Vdc	20.0 ²⁾ – 33.0Vdc	40.0 ²⁾ – 64.0Vdc
Maximum efficiency	92%	93%	92%	93%	93%	
No load power consumption ³⁾ [ASB]	<19W	<20W	<19W	<20W	<21W	
	[2.0W]	[2.0W]	[2.0W]	[2.0W]	[2.4W]	
ASB threshold	Pout=20W					
Operating temperature range (ambient)	-20°C ... +50°C (humidity max. 95% non condensing)					
Storage temperature range	-40°C ... +80°C (humidity max. 95% non condensing)					
Cooling	Variable speed fan controlled by temperature and load					
TBSLink enabled	Yes					
Protected against	Short circuit, overload, high temperature, AC back feed, high/low battery voltage and high input ripple voltage					
Indications	Power on, output power bar, error and ASB mode					
DC input connections	M10 bolt terminals					
AC output connections	Screw terminals					
Enclosure body size	370 x 431 x 132mm					
Total weight	18.2 kg		18.5 kg			
Protection class	IP21 (mounted in upright position)					
Standards	CE marked meeting EMC directive 2004/108/EC and LVD 2006/95/EC complying with EN60335-1, RoHS 2002/95/EC					

Note: the given specifications are subject to change without notice.

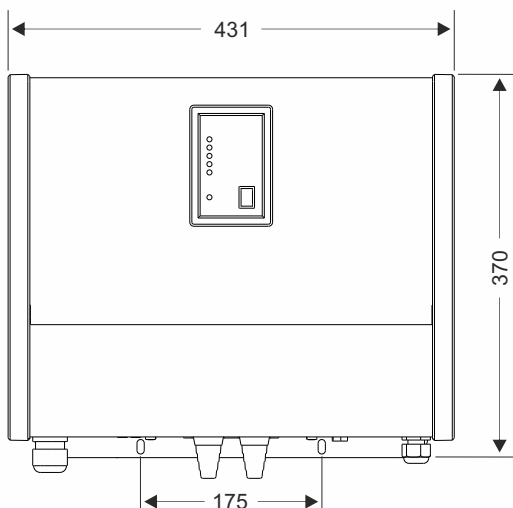
¹⁾ Measured with resistive load at 25°C ambient. Power ratings are subject to a tolerance of 10% and are decreasing as temperature rises with a rate of approx. 1.2%/°C starting from 25°C.

²⁾ Undervoltage limit is dynamic. This limit decreases with increasing load to compensate the voltage drop across cables and connections

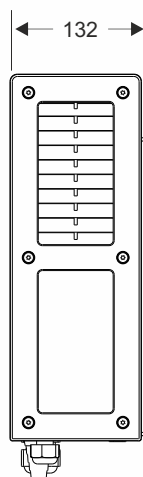
³⁾ Measured at nominal input voltage and 25°C

Dimensions

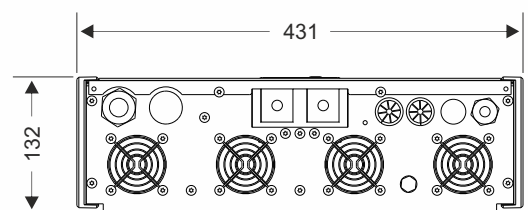
Front view



Side view



Bottom view



measurement units : millimeters